


Summary Institution-Level Pass Rate Data: *Traditional Teacher Preparation Program Within IHE*


		HEOA - Title II 2023 - 2024 Academic Year					
Institution Name		Delta State University					
Institution Code		1163					
State		Mississippi					
					April 4, 2025		
					Statewide		
Group		Number Taking Assessment ¹	Number Passing Assessment ²	Institutional Pass Rate	Number Taking Assessment ¹	Number Passing Assessment ²	Statewide Pass Rate
All program completers, 2023-24		50	31	62%	865	641	74%
All program completers, 2022-23		36	25	69%	338	251	74%
All program completers, 2021-22		46	25	54%	757	423	56%

Note: In cases where there are less than ten students taking the assessment or license/certificate, the number passing and pass rate are not reported.

¹ Number of completers taking one or more assessments within their area of specialization.


² Summary level "Number Taking Assessment" may differ from assessment level "Number Taking Assessment" because each student is counted once at the summary level but may be counted in multiple assessments at the assessment level.

Single Assessment Institution-Level Pass Rate Data: Traditional Teacher Preparation Program Within IHE

		HEOA - Title II 2023 - 2024 Academic Year								
Institution Name		Delta State University								
Institution Code		1163								
State		Mississippi								
							Statewide			
Assessment Information ¹	Group	Number Taking Assessment	Number Passing Assessment	Institutional Pass Rate	Institutional Average Scaled Score	Assessment Cut Score ²	Number Taking Assessment	Number Passing Assessment	Statewide Pass Rate	Statewide Average Scaled Score
ART CONTENT KNOWLEDGE (5134) Test Company: ETS Score Range: 100-200	All enrolled students who have completed all nonclinical courses, 2023-24									
	Other enrolled students, 2023-24									
	All program completers, 2023-24						5			
	All program completers, 2022-23						5			
	All program completers, 2021-22						3			
BIOLOGY CONTENT KNOWLEDGE (0235) Test Company: ETS Score Range: 100-200	All enrolled students who have completed all nonclinical courses, 2023-24									
	Other enrolled students, 2023-24									
	All program completers, 2023-24									
	All program completers, 2022-23						1			
	All program completers, 2021-22	1				150	14	10	71%	151
BIOLOGY (5236) Test Company: ETS Score Range: 100-200	All enrolled students who have completed all nonclinical courses, 2023-24						4			
	Other enrolled students, 2023-24						1			
	All program completers, 2023-24						8			
	All program completers, 2022-23						4			
	All program completers, 2021-22									
CHEMISTRY CONTENT KNOWLEDGE (0245) Test Company: ETS Score Range: 100-200	All enrolled students who have completed all nonclinical courses, 2023-24									
	Other enrolled students, 2023-24									
	All program completers, 2023-24									
	All program completers, 2022-23									
	All program completers, 2021-22						1			


April 4, 2025

Single Assessment Institution-Level Pass Rate Data: *Traditional Teacher Preparation Program Within IHE*

		HEOA - Title II 2023 - 2024 Academic Year								
Institution Name		Delta State University								
Institution Code		1163								
State		Mississippi								
							Statewide			
Assessment Information ¹	Group	Number Taking Assessment	Number Passing Assessment	Institutional Pass Rate	Institutional Average Scaled Score	Assessment Cut Score ²	Number Taking Assessment	Number Passing Assessment	Statewide Pass Rate	Statewide Average Scaled Score
CHEMISTRY (5246) Test Company: ETS Score Range: 100-200	All enrolled students who have completed all nonclinical courses, 2023-24									
	Other enrolled students, 2023-24	1				140	1			
	All program completers, 2023-24						2			
	All program completers, 2022-23									
	All program completers, 2021-22									
CORE ACADEMIC SKILLS FOR ED: MATH (5732) Test Company: ETS Score Range: 100-200	All enrolled students who have completed all nonclinical courses, 2023-24									
	Other enrolled students, 2023-24									
	All program completers, 2023-24									
	All program completers, 2022-23	1				150	9			
	All program completers, 2021-22	1				150	49	15	31%	141
CORE ACADEMIC SKILLS FOR ED: READING (5712) Test Company: ETS Score Range: 100-200	All enrolled students who have completed all nonclinical courses, 2023-24									
	Other enrolled students, 2023-24									
	All program completers, 2023-24									
	All program completers, 2022-23	1				156	16	8	50%	161
	All program completers, 2021-22						74	49	66%	161
CORE ACADEMIC SKILLS FOR ED: WRITING (5722) Test Company: ETS Score Range: 100-200	All enrolled students who have completed all nonclinical courses, 2023-24									
	Other enrolled students, 2023-24									
	All program completers, 2023-24									
	All program completers, 2022-23	1				162	12	4	33%	152
	All program completers, 2021-22	2				162	63	28	44%	157


April 4, 2025

Single Assessment Institution-Level Pass Rate Data: *Traditional Teacher Preparation Program Within IHE*

		HEOA - Title II 2023 - 2024 Academic Year								
Institution Name		Delta State University								
Institution Code		1163								
State		Mississippi								
							Statewide			
Assessment Information ¹	Group	Number Taking Assessment	Number Passing Assessment	Institutional Pass Rate	Institutional Average Scaled Score	Assessment Cut Score ²	Number Taking Assessment	Number Passing Assessment	Statewide Pass Rate	Statewide Average Scaled Score
CORE ACADEMIC SKILLS FOR EDUCATORS: MATH (5733) Test Company: ETS Score Range: 100-200	All enrolled students who have completed all nonclinical courses, 2023-24	3				130	12	10	83%	145
	Other enrolled students, 2023-24	4				130	31	27	87%	149
	All program completers, 2023-24	6				130	51	43	84%	154
	All program completers, 2022-23	2				130	39	34	87%	153
	All program completers, 2021-22	4				130	130	113	87%	150
CORE ACADEMIC SKILLS FOR EDUCATORS: READING (5713) Test Company: ETS Score Range: 100-200	All enrolled students who have completed all nonclinical courses, 2023-24	3				156	12	7	58%	159
	Other enrolled students, 2023-24	3				156	29	18	62%	157
	All program completers, 2023-24	6				156	47	33	70%	165
	All program completers, 2022-23	2				156	29	13	45%	159
	All program completers, 2021-22	5				156	104	63	61%	158
CORE ACADEMIC SKILLS FOR EDUCATORS: WRITING (5723) Test Company: ETS Score Range: 100-200	All enrolled students who have completed all nonclinical courses, 2023-24	3				162	11	5	45%	156
	Other enrolled students, 2023-24	12	5	42%	155	162	38	14	37%	153
	All program completers, 2023-24	12	7	58%	160	162	50	25	50%	157
	All program completers, 2022-23	30	27	90%	169	162	60	34	57%	161
	All program completers, 2021-22	40	25	63%	163	162	148	65	44%	158
EDUCATION OF YOUNG CHILDREN (5024) Test Company: ETS Score Range: 100-200	All enrolled students who have completed all nonclinical courses, 2023-24									
	Other enrolled students, 2023-24									
	All program completers, 2023-24						2			
	All program completers, 2022-23									
	All program completers, 2021-22									


April 4, 2025

Single Assessment Institution-Level Pass Rate Data: *Traditional Teacher Preparation Program Within IHE*

		HEOA - Title II 2023 - 2024 Academic Year								
Institution Name		Delta State University								
Institution Code		1163								
State		Mississippi								
							Statewide			
Assessment Information ¹	Group	Number Taking Assessment	Number Passing Assessment	Institutional Pass Rate	Institutional Average Scaled Score	Assessment Cut Score ²	Number Taking Assessment	Number Passing Assessment	Statewide Pass Rate	Statewide Average Scaled Score
ELEM ED CURR INSTRUC ASSESSMENT (5017) Test Company: ETS Score Range: 100-200	All enrolled students who have completed all nonclinical courses, 2023-24	13	7	54%	154	153	82	53	65%	158
	Other enrolled students, 2023-24	5				153	59	42	71%	160
	All program completers, 2023-24	29	24	83%	159	153	568	480	85%	163
	All program completers, 2022-23	1				153	115	100	87%	165
	All program completers, 2021-22	11	10	91%	163	153	270	207	77%	162
ENGLISH LANGUAGE ARTS: CK (5038) Test Company: ETS Score Range: 100-200	All enrolled students who have completed all nonclinical courses, 2023-24						4			
	Other enrolled students, 2023-24						7			
	All program completers, 2023-24	3				167	45	41	91%	177
	All program completers, 2022-23	3				167	23	20	87%	177
	All program completers, 2021-22						39	34	87%	175
HEALTH EDUCATION (5551) Test Company: ETS Score Range: 100-200	All enrolled students who have completed all nonclinical courses, 2023-24									
	Other enrolled students, 2023-24									
	All program completers, 2023-24						1			
	All program completers, 2022-23									
	All program completers, 2021-22									
MATHEMATICS CONTENT KNOWLEDGE (5161) Test Company: ETS Score Range: 100-200	All enrolled students who have completed all nonclinical courses, 2023-24									
	Other enrolled students, 2023-24									
	All program completers, 2023-24									
	All program completers, 2022-23									
	All program completers, 2021-22						4			


April 4, 2025

Single Assessment Institution-Level Pass Rate Data: Traditional Teacher Preparation Program Within IHE

		HEOA - Title II 2023 - 2024 Academic Year								
Institution Name		Delta State University								
Institution Code		1163								
State		Mississippi								
							Statewide			
Assessment Information ¹	Group	Number Taking Assessment	Number Passing Assessment	Institutional Pass Rate	Institutional Average Scaled Score	Assessment Cut Score ²	Number Taking Assessment	Number Passing Assessment	Statewide Pass Rate	Statewide Average Scaled Score
MATHEMATICS (5165) Test Company: ETS Score Range: 100-200	All enrolled students who have completed all nonclinical courses, 2023-24						4			
	Other enrolled students, 2023-24						3			
	All program completers, 2023-24	1				152	22	19	86%	164
	All program completers, 2022-23						6			
	All program completers, 2021-22						14	11	79%	168
MUSIC CONTENT KNOWLEDGE (0113) Test Company: ETS Score Range: 100-200	All enrolled students who have completed all nonclinical courses, 2023-24						9			
	Other enrolled students, 2023-24	1				161	18	12	67%	167
	All program completers, 2023-24	5				161	51	34	67%	163
	All program completers, 2022-23	3				161	38	28	74%	164
	All program completers, 2021-22	4				161	31	19	61%	162
PHYSICAL ED CONTENT KNOWLEDGE (5091) Test Company: ETS Score Range: 100-200	All enrolled students who have completed all nonclinical courses, 2023-24	2				145	14	10	71%	150
	Other enrolled students, 2023-24						7			
	All program completers, 2023-24	6				145	38	25	66%	146
	All program completers, 2022-23	3				145	10	5	50%	144
	All program completers, 2021-22	3				145	21	12	57%	144
PHYSICS CONTENT KNOWLEDGE (5265) Test Company: ETS Score Range: 100-200	All enrolled students who have completed all nonclinical courses, 2023-24									
	Other enrolled students, 2023-24									
	All program completers, 2023-24									
	All program completers, 2022-23									
	All program completers, 2021-22						2			


April 4, 2025

Single Assessment Institution-Level Pass Rate Data: *Traditional Teacher Preparation Program Within IHE*

		HEOA - Title II 2023 - 2024 Academic Year								
Institution Name		Delta State University								
Institution Code		1163								
State		Mississippi								
							Statewide			
Assessment Information ¹	Group	Number Taking Assessment	Number Passing Assessment	Institutional Pass Rate	Institutional Average Scaled Score	Assessment Cut Score ²	Number Taking Assessment	Number Passing Assessment	Statewide Pass Rate	Statewide Average Scaled Score
PRINC LEARNING AND TEACHING 5-9 (5623) Test Company: ETS Score Range: 100-200	All enrolled students who have completed all nonclinical courses, 2023-24									
	Other enrolled students, 2023-24									
	All program completers, 2023-24									
	All program completers, 2022-23									
	All program completers, 2021-22						1			
PRINC LEARNING AND TEACHING 7-12 (5624) Test Company: ETS Score Range: 100-200	All enrolled students who have completed all nonclinical courses, 2023-24	4				157	32	25	78%	167
	Other enrolled students, 2023-24	2				157	41	38	93%	172
	All program completers, 2023-24	13	12	92%	168	157	187	163	87%	169
	All program completers, 2022-23	9				157	82	72	88%	170
	All program completers, 2021-22	10	7	70%	163	157	155	128	83%	166
PRINC LEARNING AND TEACHING EARLY CHILD (5621) Test Company: ETS Score Range: 100-200	All enrolled students who have completed all nonclinical courses, 2023-24									
	Other enrolled students, 2023-24									
	All program completers, 2023-24						3			
	All program completers, 2022-23									
	All program completers, 2021-22									
PRINC LEARNING AND TEACHING K-6 (5622) Test Company: ETS Score Range: 100-200	All enrolled students who have completed all nonclinical courses, 2023-24	14	8	57%	165	160	91	65	71%	167
	Other enrolled students, 2023-24	7				160	66	51	77%	169
	All program completers, 2023-24	33	26	79%	170	160	605	532	88%	171
	All program completers, 2022-23	1				160	127	112	88%	173
	All program completers, 2021-22	13	10	77%	171	160	293	224	76%	169


April 4, 2025

Single Assessment Institution-Level Pass Rate Data: *Traditional Teacher Preparation Program Within IHE*

		HEOA - Title II 2023 - 2024 Academic Year								
Institution Name		Delta State University								
Institution Code		1163								
State		Mississippi								
							Statewide			
Assessment Information ¹	Group	Number Taking Assessment	Number Passing Assessment	Institutional Pass Rate	Institutional Average Scaled Score	Assessment Cut Score ²	Number Taking Assessment	Number Passing Assessment	Statewide Pass Rate	Statewide Average Scaled Score
SE CORE KNOWLEDGE & APPLICATIONS (5354) Test Company: ETS Score Range: 100-200	All enrolled students who have completed all nonclinical courses, 2023-24									
	Other enrolled students, 2023-24									
	All program completers, 2023-24						12	10	83%	163
	All program completers, 2022-23						16	16	100%	172
	All program completers, 2021-22						37	31	84%	165
SOCIAL STUDIES CONTENT KNOWLEDGE (0081) Test Company: ETS Score Range: 100-200	All enrolled students who have completed all nonclinical courses, 2023-24	3				150	6			
	Other enrolled students, 2023-24						6			
	All program completers, 2023-24	3				150	30	23	77%	162
	All program completers, 2022-23	1				150	8			
	All program completers, 2021-22	2				150	40	32	80%	159
SPANISH WORLD LANGUAGE (5195) Test Company: ETS Score Range: 100-200	All enrolled students who have completed all nonclinical courses, 2023-24									
	Other enrolled students, 2023-24						1			
	All program completers, 2023-24						1			
	All program completers, 2022-23									
	All program completers, 2021-22						2			
SPECIAL EDUCATION: FOUNDATIONAL KNOWLEDGE (5355) Test Company: ETS Score Range: 100-200	All enrolled students who have completed all nonclinical courses, 2023-24						3			
	Other enrolled students, 2023-24						2			
	All program completers, 2023-24						21	21	100%	169
	All program completers, 2022-23						1			
	All program completers, 2021-22									

April 4, 2025

Single Assessment Institution-Level Pass Rate Data: *Traditional Teacher Preparation Program Within IHE*

		HEOA - Title II 2023 - 2024 Academic Year								
Institution Name		Delta State University								
Institution Code		1163								
State		Mississippi								
							Statewide			
Assessment Information ¹	Group	Number Taking Assessment	Number Passing Assessment	Institutional Pass Rate	Institutional Average Scaled Score	Assessment Cut Score ²	Number Taking Assessment	Number Passing Assessment	Statewide Pass Rate	Statewide Average Scaled Score
FOUNDATIONS OF READING (ESP0090) Test Company: E.S. Pearson* Score Range: 100-300	All enrolled students who have completed all nonclinical courses, 2023-24									
	Other enrolled students, 2023-24									
	All program completers, 2023-24									
	All program completers, 2022-23						6			
	All program completers, 2021-22	1				229	150	78	52%	226
FOUNDATIONS OF READING (ESP0190) Test Company: E.S. Pearson* Score Range: 100-300	All enrolled students who have completed all nonclinical courses, 2023-24	15	5	33%	225	233	105	64	61%	239
	Other enrolled students, 2023-24	2				233	92	69	75%	244
	All program completers, 2023-24	31	25	81%	244	233	580	481	83%	245
	All program completers, 2022-23	2				233	84	71	85%	248
	All program completers, 2021-22	8				233	143	101	71%	241

Note: In cases where there are less than ten students taking the assessment or license/certificate, the number passing and pass rate are not reported.

¹Tests with multiple delivery options (computer, paper, etc.) will be noted with the assessment code for one format only.

²Cut scores may vary for groups depending upon when the cut scores are established by the state and when each group completed their teacher certification or licensure assessment.

*Questions regarding tests listed by this testing company must be addressed to your state Title II Coordinator.